




# What's your outdoor dream?





Handmade Melbourne Stone Pavers are manufactured with all the care and attention you'd expect from a handmade product.

Using only high quality ingredients, and the skills of our own chemists and manufacturing team, we've created a range of high quality large format pavers that you'll be proud to walk on in your own home.

No matter what your outdoor dream, Handmade Melbourne Stone has a colour and style to suit you. However, if you prefer, we can make custom colours and thicknesses between 20mm and 45mm. Custom pavers attract an additional charge.

One of the key ingredients in our handmade recipe is high quality sand and we have reflected this by naming our range after some of Australia's most famous beaches. From Byron to Coolum, Cable Beach to Whitehaven and even the wild and stormy Gunnamatta.




Choose the colour and style that suits your outdoor room, select feature pavers from the range and let us do the rest. We can show you how to DIY or arrange a qualified installer to get the job done for you.

We strongly recommend pavers are cleaned and sealed after installation. Melbourne Stone recommend the MSEAL range of sealers and cleaners which are tried, tested and proven for this type of paver.

For further information, speak to one of our sales consultants or call us on the numbers listed in this brochure.

Then you can look forward to a handmade outdoor floor in your dream outdoor room.






# Create your outdoor dream


## Colour Range Coastal Shown - colours also available in Reefstone



Coolum



Gunnamatta



Byron




Cable Beach



Whitehaven

## Textures




Coastal




Reefstone


## Accessories



Pebble Paver




Pebble Border




Pebble Dot



Cobble Paver



Cobble Border



Triangle Cobble



Cobble Triangle  
Dot



Step Tread



Bullnose



## Pavers

Description	Reefstone	Coastal	Nominal Dimensions (mm) (40 mm depth)	No. Per m <sup>2</sup>	No. Per L/M	Pieces Per Pallet	m <sup>2</sup> Per Pallet	Approx Weight per Paver (kg)	Price
364 Paver	•	•	364x364	7.5	2.75	135	18.00	9.40	
500 Paver		•	500x500	4	2	48	12	18.10	
Half Paver		•	364x182	15	2.75	270	18.00	5.40	
Diagonal Half Paver (uncut)		•	364x364	15	-	135	18.00	11.40	
Mini Paver		•	230x115	38	8.69	400	10.5	2.0	

## Bullnose

Description	Reefstone	Coastal	Nominal Dimensions (mm) (40 mm depth)	No. Per m <sup>2</sup>	No. Per L/M	Pieces Per Pallet	m <sup>2</sup> Per Pallet	Approx Weight per Paver (kg)	Price
364 Bullnose	•	•	364x364	7.5	2.75	135	18.00	9.50	
182 Bullnose		•	364x182	15.09	5.5	270	17.89	5.00	
Double Bullnose		•	364x364	7.5	2.75	135	18.00	9.30	
Mitre Bullnose		•	364x364	7.5	2.75	135	18.00	9.30	
Mini Bullnose		•	230x115	38	8.69	240	13.16	2.10	
500x250 Bullnose		•	500x250	8	2	120	10	8.40	
500x500 Bullnose		•	500x500	4	2	48	10	19.60	

## Paver Accessories

Description	Coastal	Nominal Dimensions (mm) (40 mm depth)	No. Per m <sup>2</sup>	No. Per L/M	Pieces Per Pallet	m <sup>2</sup> Per Pallet	Approx Weight per Paver (kg)	Price
Pebble Paver	•	364x364	7.5	2.75	135	18.00	10.20	
Pebble Border	•	364x121	22.7	2.75	405	17.84	2.60	
Pebble Dot	•	121x121	68.3	8.26	1215	12.15	1.20	
Cobble Paver	•	100x100	100	10	540	21.60	0.80	
Cobble Border	•	400x100	25	2.5	-	-	3.10	
Triangle Cobble	•	140x100	85	7.14	-	-	0.90	
Cobble Triangle Dot	•	40x40	625	25	-	-	0.20	
Step Tread	•	300x70	47.6	3.33	-	-	1.50	

**Standard Colour** - Coolum, Byron, Gunnamatta Cable Beach and Whitehaven. Made to order colours and various thicknesses from 20mm to 45mm are available on request. Please discuss your requirements with our representatives. Paver dimensions given are subject to variation. Colours can vary from paver to paver and batch to batch. We recommend that when purchasing pavers they are all ordered at once, and that pavers are thoroughly mixed on site by drawing from all the pallets.

**Laying** - We suggest laying pavers on a wet mortar bed and mortar joint (minimum of 5mm) to allow for variations found in handmade products. We suggest the use of a bonding agent additive in each mix.

**Cleaning** - Keep pavers as clean as possible during installation. When mortar jointing, sponge pavers with clean water as soon as possible to prevent mortar drying and staining pavers. Do not use hydrochloric acid for cleaning pavers. We recommend the MSEAL range of Cleaners for cleaning of pavers after laying and before sealing.

**Sealing** - The use of sealer is recommended to assist in stain prevention, maintenance, cleanliness and the transmission of salts (efflorescence). We recommend the MSEAL range of Sealers.

**This brochure is a guide to colour only. Please choose from actual samples for an accurate indicator of colour**

**MBC Distributors Pty. Ltd.** PO BOX 5146, Hallam VIC 3803

**Phone:** 03 8786 4166 / 1300 727 678 **Email:** info@mbcdistributors.com.au **Web:** www.mbcdistributors.com.au

STOCKIST DETAILS:

